

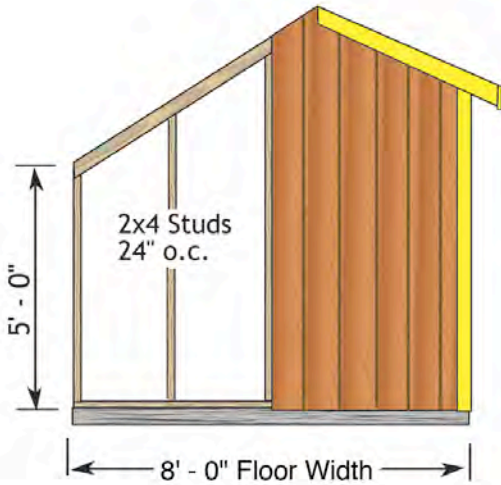


Before you order our kit or begin construction, obtain a building permit. If additional documents are required contact us 7 days a week at: support@shedsforlessdirect.com

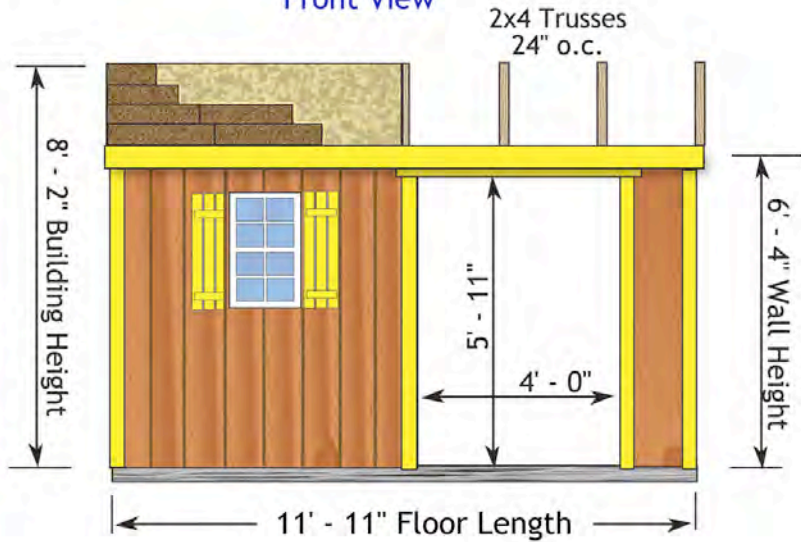


ELEVATION

End View



Front View



Foundation: By owner

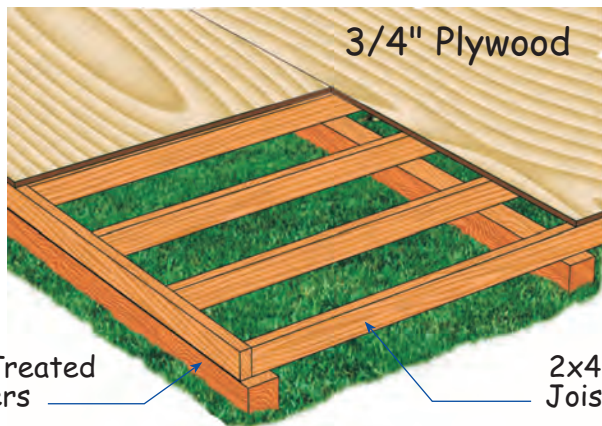
Wall Framing: Constructed from 2x4 pre-cut wall studs spaced 24" on center between top and bottom plates.

Siding: Louisiana-Pacific 'Smart Panel' primed 8" o.c. groove with 50 year warranty, 5 year labor replacement

Roof System: 2x4 trusses spaced 24" on center, 7/16" OSB roof sheathing. *Shingles by owner.*

Exterior Trim: White pine trim for corners, door, gable trim and front and back fascia.

Hardware: Nails for all framing, metal hurricane hangers for trusses.



Deluxe Floor: 4x4 treated runners can be installed directly on the grass. The runners elevate the floor providing air flow under the floor eliminating moisture. 8' and 10' wide floors have three runners, 12' wide floor have four. The floor covering is 3/4" plywood.