



It's Easy...It's Handy

Ready-To-Assemble Outdoor Structures Selection Guide



Storage Buildings – pages 3-10



Garden Shed – page 11



Pergola – page 12



Solar Shed – page 15



Playhouse – page 14



Gazebos – pages 12-13

Do-It-Yourself and SAVE

The Handy Home Advantage

Why Handy Home?

Established in 1978, Handy Home Products is the leading manufacturer of ready-to-assemble wooden storage and recreational building kits. Experience the Handy Home advantage for yourself . . .

✓ Fast

- Everything is pre-cut . . . nothing to saw!
- No special tools or carpentry skills needed.

✓ Easy

- Pre-assembled, pre-hung doors.*
- Fully illustrated assembly instructions and toll-free consumer help-line.

✓ Strong & Durable

- Wood frame construction stands up to demanding wind and snow loads.
- Engineered LP Smartside™ siding is treated to resist termites and decay*
- Build green with LP Smartside...
 - SFI certified product
 - Reduced materials and waste
 - Treated for enhanced durability

✓ Customized

- Strong wood framing accommodates a variety of readily available hooks, hangers, shelving and other organizational products.
- Choose from a wide variety of attractive & functional accessories to fit your needs.



Why Wood?

- Unmatched style & beauty
- Centuries of proven performance
- Made from renewable resources
- Paint and shingle to match your home (sold separately)
- Won't rust or dent like metal
- Won't sag or buckle like plastic
- Meets demanding wind and snow loads
- Best value for the dollar!

Two ways to buy

• In Stock

Select models available to take with you today. See store associate for pricing and availability.

• Special Order

Choose from a wide variety of styles and sizes, delivered to store within 3 weeks.



Special order example
Maximum 8ft. x 4ft. package.

*Excludes some specialty buildings

SmartSide™ is a registered trademark of Louisiana Pacific Corporation.

Before finalizing your purchase, always contact your local building code authority and homeowner's association to check your local requirements. You may need to provide additional materials/modifications to meet your local requirements.

Choose from 2 Series of Storage Buildings

Marco Series

pages 4-5

Quality storage solutions at affordable prices.

- A** 2 x 3 construction provides strength and economy.
- B** Pre-assembled, pre-hung doors simplify assembly.
- C** Treated, factory-primed engineered wood siding.
- D** Heavy-duty, rust-resistant swivel hasp. Add a padlock to secure your building's contents.
- E** Continuous galvanized steel hinges resists door sagging.

Shown: Kingston 8'x8'

Patented EZ Frame™ construction reduces assembly time up to 30% compared to other wood building kits! (Patent No. 5,666,766)



Premier Series

pages 6-9

Premium features and style at exceptional values.

- A** 2 x 4 construction for demanding snow and wind loads.
- B** Pre-assembled, pre-hung doors feature steel stiffener to resist warping.
- C** Treated, factory-primed engineered wood siding.
- D** Premium rust-resistant, keyed locking lever offers security for your building's contents.
- E** Continuous galvanized steel hinges resists door sagging.
- F** Flexible door location – can be installed on eave or gable side.
- G** Cross bucks add style and strength. 4 designs to choose from.



Shown: Somerset 10'x12', with optional window, shutters and flowerbox.



The Marco Series



Kingston – Shown: 8'x8' (Wood ramp not available).

Kingston

The easy storage solution for any yard . . . any size.

- 4'w x 6'h double doors
- 6' high side walls
- 8' high peak

Item Number	Nominal Size (w x d x h)	Actual Foundation Size (w x d)	Cubic feet storage	These items are not included		
				Exterior latex paint Trim	Siding	Roof shingles**
18275-4	8' x 8' x 8'	8' x 7' 8-5/8"d	436	1 qt.	1-1/2 gal.	4 bundles
18276-1	8' x 8' x 8' with floor	8' x 7' 8-5/8"d	436	1 qt.	1-1/2 gal.	4 bundles

**Asphalt or fiberglass shingles; 3 bundles cover 100 sq ft.
Optional accessories shown on page 10. All stated sizes are nominal dimensions.

The Marco Series



Cumberland – Shown: 10'x12' with optional windows, shutters and flowerboxes.

Cumberland


An excellent storage solution for the outdoor enthusiast.

- 5'4"w x 6'h double doors
- 6' high side walls
- 8' high peak

Item Number	Nominal Size (w x d x h)	Actual Foundation Size (w x d)	Cubic feet storage	These items are not included		
				Exterior latex paint Trim	Roof Siding	Roof shingles**
18280-8	10'x 8' x 8'	10' x 7' 8-5/8"	546	1 qt.	1-1/2 gal.	4 bundles
18282-2	10' x 8' x 8' with floor	10' x 7' 8-5/8"	546	1 qt.	1-1/2 gal.	4 bundles
18283-9	10' x 12' x 8'	10' x 11' 8-5/8"	829	1 qt.	2 gal.	6 bundles
18284-6	10' x 12' x 8' with floor	10' x 11' 8-5/8"	829	1 qt.	2 gal.	6 bundles
18285-3	10' x 16' x 8'	10' x 15' 8-5/8"	1112	1 qt.	2 gal.	8 bundles
18286-0	10' x 16' x 8' with floor	10' x 15' 8-5/8"	1112	1 qt.	2 gal.	8 bundles

***Asphalt or fiberglass shingles; 3 bundles cover 100 sq ft.
Optional accessories shown on page 10. All stated sizes are nominal dimensions.*

The Premier Series



Somerset

Contemporary gable style building allows for flexible door locations.

- 5'4"w x 6'h double doors
- 6' high side walls
- 8' high peak
- Flexible door location

Item Number	Nominal Size (w x d x h)	Actual Foundation Size (w x d)	Cubic feet storage	These items are not included		
				Exterior latex paint Trim	Exterior latex paint Siding	Roof shingles**
18501-4	10' x 8' x 8' 9"	10' x 8'	582	1 qt.	2 gal.	4 bundles
18502-1	10' x 8' x 8' 9" with floor	10' x 8'	582	1 qt.	2 gal.	4 bundles
18412-3	10' x 10' x 8' 9"	10' x 10'	728	1 qt.	2 gal.	5 bundles
18413-0	10' x 10' x 8' 9" with floor	10' x 10'	728	1 qt.	2 gal.	5 bundles
18503-8	10' x 12' x 8' 9"	10' x 12'	873	1 qt.	2 gal.	5 bundles
18504-5	10' x 12' x 8' 9" with floor	10' x 12'	873	1 qt.	2 gal.	5 bundles
18414-7	10' x 14' x 8' 9"	10' x 14'	1019	1 qt.	2 gal.	6 bundles
18415-4	10' x 14' x 8' 9" with floor	10' x 14'	1019	1 qt.	2 gal.	6 bundles
18505-2	10' x 16' x 8' 9"	10' x 16'	1164	1 qt.	2 gal.	8 bundles
18506-9	10' x 16' x 8' 9" with floor	10' x 16'	1164	1 qt.	2 gal.	8 bundles
18416-1	10' x 18' x 8' 9"	10' x 18'	1310	1 qt.	2-1/2 gal.	9 bundles
18417-8	10' x 18' x 8' 9" with floor	10' x 18'	1310	1 qt.	2-1/2 gal.	9 bundles

**Asphalt or fiberglass shingles; 3 bundles cover 100 sq ft.
Optional accessories shown on page 10. All stated sizes are nominal dimensions.

The Premier Series




7ft.
Side Walls

Columbia

Large enough to store your collection of off-road vehicles.

- 5'4" w x 6' h double doors
- 7' high side walls
- 10' high peak
- Flexible door location



Item Number	Nominal Size (w x d x h)	Actual Foundation Size (w x d)	Cubic feet storage	These items are not included		
				Exterior latex paint Trim	Siding	Roof shingles**
18215-0	12' x 12' x 10'	12' x 12'	1224	2 qt.	2-1/2 gal.	7 bundles
18217-4	12' x 12' x 10' with floor	12' x 12'	1224	2 qt.	2-1/2 gal.	7 bundles
18218-1	12' x 16' x 10'	12' x 16'	1632	2 qt.	2-1/2 gal.	10 bundles
18219-8	12' x 16' x 10' with floor	12' x 16'	1632	2 qt.	2-1/2 gal.	10 bundles
18220-4	12' x 20' x 10'	12' x 20'	2040	2 qt.	3 gal.	12 bundles
18221-1	12' x 20' x 10' with floor	12' x 20'	2040	2 qt.	3 gal.	12 bundles
18222-8	12' x 24' x 10'	12' x 24'	2448	2 qt.	3-1/2 gal.	13 bundles
18223-5	12' x 24' x 10' with floor	12' x 24'	2448	2 qt.	3-1/2 gal.	13 bundles

**Asphalt or fiberglass shingles; 3 bundles cover 100 sq ft.
Optional accessories shown on page 10. All stated sizes are nominal dimensions.


The Premier Series



Berkley

Traditional “barn” style provides plenty of height to add a storage loft.

- 5'4" w x 6' h double doors
- 6' high side walls
- 10' high peak
- Flexible door location



Item Number	Nominal Size (w x d x h)	Actual Foundation Size (w x d)	Cubic feet storage	These items are not included		
				Exterior latex paint Trim	Siding	Roof shingles**
18419-2	10' x 10' x 10'	10' x 10'	887	1 qt.	2-1/2 gal.	6 bundles
18420-8	10' x 10' x 10' with floor	10' x 10'	887	1 qt.	2-1/2 gal.	6 bundles
18512-0	10' x 12' x 10'	10' x 12'	1065	1 qt.	2-1/2 gal.	8 bundles
18513-7	10' x 12' x 10' with floor	10' x 12'	1065	1 qt.	2-1/2 gal.	8 bundles
18421-5	10' x 14' x 10'	10' x 14'	1242	1 qt.	2-1/2 gal.	9 bundles
18422-2	10' x 14' x 10' with floor	10' x 14'	1242	1 qt.	2-1/2 gal.	9 bundles
18514-4	10' x 16' x 10'	10' x 16'	1420	1 qt.	3 gal.	10 bundles
18515-1	10' x 16' x 10' with floor	10' x 16'	1420	1 qt.	3 gal.	10 bundles
18423-9	10' x 18' x 10'	10' x 18'	1597	1 qt.	3 gal.	11 bundles
18424-6	10' x 18' x 10' with floor	10' x 18'	1597	1 qt.	3 gal.	11 bundles

**Asphalt or fiberglass shingles; 3 bundles cover 100 sq ft.
Optional accessories shown on page 10. All stated sizes are nominal dimensions.


The Premier Series



Sequoia

Our large “barn” style buildings feature 7' tall walls and offer plenty of over-head storage opportunities.

- 5'4"w x 6'h double doors
- 7' high side walls
- 11'6" high peak
- Flexible door location



Item Number	Nominal Size (w x d x h)	Actual Foundation Size (w x d)	Cubic feet storage	These items are not included		
				Exterior latex paint Trim	Siding	Roof shingles**
18201-3	12' x 12' x 11' 6"	12' x 12'	1444	2 qt.	2-1/2 gal.	8 bundles
18203-7	12' x 12' x 11' 6" with floor	12' x 12'	1444	2 qt.	2-1/2 gal.	8 bundles
18204-4	12' x 16' x 11' 6"	12' x 16'	1926	2 qt.	3 gal.	11 bundles
18205-1	12' x 16' x 11' 6" with floor	12' x 16'	1926	2 qt.	3 gal.	11 bundles
18206-8	12' x 20' x 11' 6"	12' x 20'	2408	2 qt.	3-1/2 gal.	14 bundles
18207-5	12' x 20' x 11' 6" with floor	12' x 20'	2408	2 qt.	3-1/2 gal.	14 bundles
18208-2	12' x 24' x 11' 6"	12' x 24'	2890	2 qt.	3-1/2 gal.	15 bundles
18209-9	12' x 24' x 11' 6" with floor	12' x 24'	2890	2 qt.	3-1/2 gal.	15 bundles

**Asphalt or fiberglass shingles; 3 bundles cover 100 sq ft.
Optional accessories shown on page 10. All stated sizes are nominal dimensions.

Storage Building Accessories

	Description	Item No.
	Small Square Window <ul style="list-style-type: none"> 16"w x 24"h operable aluminum window with screen and tempered glass 	18810-7
	Large Square Window <ul style="list-style-type: none"> 22"w x 30"h operable aluminum window and screens and tempered glass 	18811-4
	Large Round Top Window <ul style="list-style-type: none"> 22"w x 30"h operable aluminum window and screens and tempered glass 	18812-1
	Square Window Shutters (pair)	Small 18832-9 Large 18833-6
	Round Top Window Shutters (pair)	18834-3
	Wood Flowerbox <ul style="list-style-type: none"> Includes plastic liner 	Small 18803-9 Large 18804-6
	Venting Skylight <ul style="list-style-type: none"> Durable polypropylene construction Provides natural light and ventilation 	18825-1
	Reverse Gable <ul style="list-style-type: none"> Customize your Somerset or Columbia with an attractive reverse gable (shown on Columbia). 	10' 18806-0 12' 18813-8
	Metal Ramp (pair) <p>Portable metal ramps provide convenient access for recreational vehicles or large equipment.</p>	18815-2
	Dormer Kit with Window <p>A unique and stylish way to add light to your building while maintaining security. Only available for Premier Series gambrel bldgs.</p>	18801-5
	Garden Caddy <p>Crafted from tight-knot cedar, the Garden Caddy offers a 48"w x 18"d fold-down work surface with 5 shelves (two are adjustable) and wood peg hanging system. 49"w x 20"h x 10"d (nominal).</p>	18828-2
	Cupolas & Weathervanes <ul style="list-style-type: none"> Each sold separately Weathervanes feature black, paintable finish <p>Small cupola (fits 8' and 10' wide buildings) Large cupola (fits 12' wide buildings)</p>	Cupola: Small 18814-5 Large 18816-9 Weathervanes: Small 19990-5 Large 19994-3

Garden Shed



Savannah – Shown: 6'x6'



Features 25-year galvanized metal roof.



Features cedar doors with decorative strap hinges.



Gable window included.

Savannah

Style meets function with this multi-purpose building

- 4'w x 6'h double cedar doors
- 6' high side walls
- Includes complete floor
- Includes keyed locking swivel hasp
- Pre-primed siding is treated to resist insects and decay
- Premium 2x4 construction



Item Number	Nominal Size (w x d x h)	Actual Foundation Size (w x d)	Cubic feet storage	These items are not included		
				Trim	Exterior latex paint Siding	Door
19405-7	6' x 6' x 8' with floor	6' x 6'	248	1 qt.	1 gal.	1 qt.

Optional accessories shown on this page. All stated sizes are nominal dimensions.

Cedar Pergola and Gazebos



Montego Bay Pergola

Open air design adds charm and functionality to any outdoor living space.

- Crafted from select tight-knot cedar known for it's natural beauty, durability, and decay resistant qualities
- Decorative post caps and rafter ends
- Provides perfect combination of sun and shade

Inside post-to-post: 9'1"w x 11'1"d
Overall: 11'6"w x 13'6"d x 8'9-1/2"h



These items are not included

Item Number	Description/size (w x d)	Optional Stain
19489-4	10' x 12'	1 gal.



San Marino – Shown: 12' round with optional bench/table, flowerboxes, two-tier roof, cupola and floor.




San Marino – Shown: 12' round, with optional floor.

San Marino Round Gazebo

Expand your outdoor living space with this attractive and affordable gazebo.

- Crafted from select tight-knot cedar known for it's natural beauty, durability, and decay resistant qualities
- Decorative spindle styling
- Metal cap and wooden finial

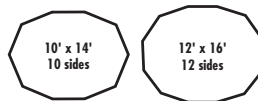


These items are not included

Item Number	Description/Nominal Size (w x h)	Door opening size (w x h)	Optional Stain	Roof shingles**
19944-8	10' diameter x 9' 6"	3' 3"w x 6' 9"	2 gal.	5 Bundles
19948-6	12' 4" diameter x 10' 4"	3' 3"w x 6' 9"	3 gal.	8 Bundles

**Asphalt or fiberglass shingles; 3 bundles cover 100 sq ft.
 Optional accessories shown on next page. All stated sizes are nominal dimensions.

Gazebo Accessories



Monterey Oval Gazebo

Add a touch of elegance with this oval gazebo – lots of room for outdoor entertaining.

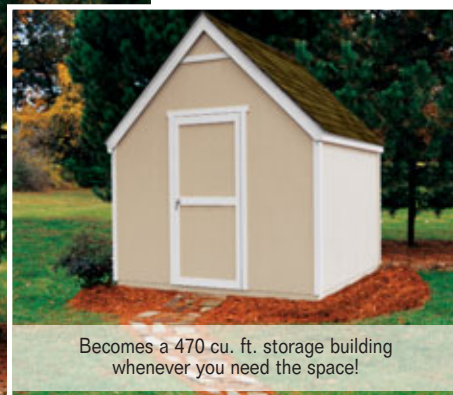
- Crafted from select tight-knot cedar known for it's natural beauty, durability and, decay resistant qualities
- Decorative spindle styling
- Includes decorative metal cap with two wooden finials

Item Number	Description/Nominal Size (w x d x h)	Door opening size (w x h)	These items are not included	
			Optional Stain	Roof shingles**
19500-6	10' x 14' x 9' 6"	3' 3" x 6' 9"	2 gal.	7 Bundles
19505-1	12' 4" w x 16' x 10' 4"	3' 3" x 6' 9"	3 gal.	10 Bundles

Customize your gazebo with a variety of accessories.

Description	Item No.
 Gazebo Bench/Table (sold individually) <ul style="list-style-type: none"> • Flexible design allows mounting as a bench or table, inside or outside your gazebo 	19575-4
 Gazebo Flower Box <ul style="list-style-type: none"> • Intricately carved cedar, includes molded plastic liner 	19585-3
 Floor Kits <ul style="list-style-type: none"> • Pressure treated framing • Pre-drilled, factory sub-assembled floor panels of tight-knot cedar 	10' San Marino 19951-6 12' San Marino 19952-3 10' x 14' Monterey 19515-0 12' x 16' Monterey 19520-4
 Gazebo Cupola (San Marino Only) <ul style="list-style-type: none"> • Intricately carved cedar base • Copper color metal roof with decorative wooden finial top 	10' San Marino 19921-9 12' San Marino 19922-6
 Two-Tier Roof <ul style="list-style-type: none"> • Adds style and elegance to your gazebo 	10' San Marino 19939-4 12' San Marino 19950-9 10' x 14' Monterey 19560-0 12' x 16' Monterey 19565-5
 Gazebo Screen Kits <ul style="list-style-type: none"> • Provides protection from pesky insects • Pre-assembled cedar framed panels with black fiberglass screen 	10' San Marino 19938-7 12' San Marino 19936-3 10' x 14' Monterey 19936-3 12' x 16' Monterey 19913-4

Playhouse



Hampton Chalet

Provide years of fun and creativity for children of ALL ages.



- Includes pre-cut wood floor kit
- Premium 2 x 4 construction with double top plates
- 5' high side walls
- Includes two operable aluminum windows with screens
- Shutters, flowerboxes, window trim and gable decoration add character and charm
- Includes TWO doors (one on each gable side)
 - 24"w x 5'h door on "playhouse" side
 - 32"w x 6'h door on "storage building" side
- Factory-primed siding

Item Number	Nominal Size (w x d x h)	Actual Foundation Size (w x d)	Cubic feet storage	These items are not included		
				Exterior latex paint	Trim	Roof shingles**
19425-2	8' x 8' x 9' 8"	8' x 8'	470	1 qt.	2 gal.	5 bundles
Doors: 24"w x 5'h (playhouse side) 32"w x 6'h (storage side)						

**Asphalt or fiberglass shingles; 3 bundles cover 100 sq ft. All stated sizes are nominal dimensions.

Solar Shed



Phoenix

From greenhouse to storage, the ultimate project space.

- Pre-assembled 32"w x 6'h door with locking handle
- Includes four aluminum roof windows with tempered glass and four adjustable vents
- 6' high eave wall
- 9' high peak
- Flexible design allows door installation on eave or gable side



Item Number	Nominal Size (w x d x h)	Actual Foundation Size (w x d)	Cubic feet storage	These items are not included		
				Exterior latex paint Trim	Siding	Roof shingles**
18147-4	10' x 8' x 9' (8' Glass Roof)	10' x 7'8-5/8"	509	1 qt.	1-1/2 gal.	3 Bundles
18160-3	10' x 8' x 9' (8' Glass Roof) with floor	10' x 7'8-5/8"	509	1 qt.	1-1/2 gal.	3 Bundles

Customize your Phoenix with a variety of accessories.



Description	Item No.
A Solar Shades (set of 4) <ul style="list-style-type: none"> • Blocks 75% of sunlight and 50% of heat 	18159-7
B Power Ventilation Fan <ul style="list-style-type: none"> • Removes excess heat and draws in cool fresh air • Thermostat can be set to your preferred temperature 	18153-5
C 8' Combination Cedar Bench <ul style="list-style-type: none"> • Crafted from select tight-knot cedar 	18151-1
D Large Square Window <ul style="list-style-type: none"> • Provides light and additional ventilation 	18811-4