



Cupolas & by Ag-Co Weathervanes

Top It With Style.



EASY TO INSTALL

Our economical and efficient design installs far more quickly and easily than any other cupola. Most cupolas have more than 30 pieces — ours has only two. Just cut along the molded in roof pitch guide that matches your roof, secure the base, and attach the top.

UNIQUE DESIGN FITS ANY ROOF

Each cupola base is molded with 3/12, 4/12, and 5/12 roof pitch lines to ensure your cupola fits at the proper angle. The base may be cut to any pitch up to 8/12.

VENTED AND SCREENED

Good ventilation is critical for the structural integrity of roofs of all types. Cupola Models 220, 320, and 420 are designed to provide excellent ventilation while enhancing the appearance of any roofline.

MAINTENANCE-FREE AND UV INHIBITED

Cupolas are constructed of weather-resistant, high-density polyethylene which is lightweight, impact-resistant, and will never rust, rot, or decay.

A WEATHERVANE WITH EACH CUPOLA PURCHASE

Every cupola comes with a handcrafted, solid steel weathervane. See the back page for the entire list of options.

10-YEAR LIMITED WARRANTY

We stand behind our products, and our warranty makes sure you're always satisfied with your purchase.

Top It With Style

Artfully engineered of durable polyethylene, cupolas add a unique finishing touch to any barn, garage, or outbuilding.



Model 220

DIMENSIONS: 22" x 22" Base x 34" Height*, 28 sq. in. of vents

**Before addition of Weathervane*

MODEL 220 is the most popular size and is great for mid-size buildings such as two-stall garages, small barns, and storage buildings. Its two-piece design allows you to choose a combination of roof and base colors. See the selections of colors below.

Color Selections

A variety of popular color combinations are available.

Colors can be mixed and matched in any combination of roof and base color.



White



Green



Light Grey



Tan



Optional Light Kit

A photo-sensor automatically illuminates the cupola at dusk. Use of an extended-life bulb is recommended.

RECOMMENDED WATTAGE

Model 220 — 60W

Model 320 — 75W

Model 420 — 100W



Model 320

DIMENSIONS: 30" x 30" Base x 51" Height*, 46 sq. in. of vents

MODEL 320 is the perfect two-piece size for large buildings such as barns, utility buildings, and larger garages. Cupolas provide adequate ventilation and create an attractive profile.



Model 420

DIMENSIONS: 42" x 42" Base x 62" Height*, 66 sq. in. of vents

MODEL 420 is the largest two-piece model and is the best choice for very large buildings such as stores, pole barns, and warehouses. A combination of cupola sizes can also be used.



Slate Blue



Black



Red



Dark Blue



Clay




Burgundy



Dark Grey



Brown



Sandshade

SELECTING THE IDEAL MODEL SIZE

Proportions are important when choosing the ideal size cupola for your building. Generally, a cupola that has one inch of base width for every foot of uninterrupted roof line will provide a pleasing accent. For example, a Model 220 (22" base) would look best on a 22' uninterrupted roof line. Placing a similar sized cardboard box on the roof line and viewing it from the ground is another way to determine what size and location are best for your particular situation.

CHOOSING THE IDEAL NUMBER OF CUPOLAS

Again, one inch of cupola base for every foot of uninterrupted roof line is a good guideline. For example, if you have 43' of uninterrupted roof line, you could install either one Model 420 (42" base) or two Model 220 (22" base) cupolas.

INSTALLATION:

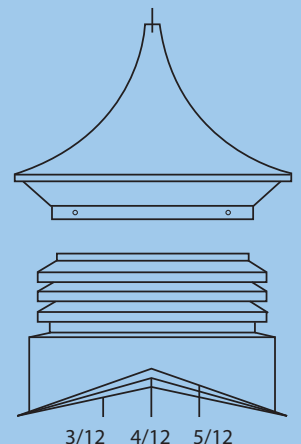
AS EASY AS 1-2-3

1. Cut base to roof pitch and attach to roof.
2. Attach cupola top to base.
3. Attach weathervane to cupola.

Each cupola base is molded with 3/12, 4/12, and 5/12 roof pitch guides to match most common pitches.

If necessary, the base may be cut to any pitch up to 8/12.

Screw weathervane mast into center of top



Weathervane Options

All of our weathervanes are handcrafted using 14 gauge solid steel. They all feature a beautiful, durable, and scratch-resistant powder coat finish, as well as a clear coat finish that is baked on for further protection.



Running Horse



Tennessee Walker



Cow with Calf




Arabian Horse



Bear



Train



Pig



Loons



Horse and Buggy



Jumping Fish



Jumping Deer



Tractor



Rooster



Eagle



Sailboat

Distributed by:

Ag-Co, Inc.

701 W. State Street | St. Johns, MI 48879

t 800.522.2426 | f 800.831.0869 | info@ag-co.com

www.ag-co.com

