

Stronglasting™ Vinyl Sheds

In choosing a shed, whether for storage or any other use; the most important things to look for are strength, durability, attractiveness, size, value for the money and low maintenance. DuraMax Vinyl Sheds offer 'by far the best' combination of these features.

As the name suggests, DuraMax sheds are built to last. They will not rust, dent, rot, mildew, or fade and they never need painting. They have been wind-tested to 115 mph and are designed to handle at least 20 lb. per square foot of snow. Their attractive design and neutral ivory color go well anywhere.

- DuraMax vinyl sheds are stronger than ordinary plastic sheds.
- DuraMax sheds are reinforced with metal inserted columns for even greater rigidity and strength.
- Not only are they more durable, they will look better over the years to come. They will not fade, rot, or mildew like typical painted wood sheds. And unlike metal (even vinyl coated metal), they will not rust or corrode.
- Vinyl is fire retardant, plastic is not.
- DuraMax sheds are available in larger sizes because their greater strength allows less bulky construction, making larger sizes practical.
- Wide double door entry for equipment and yet tall enough to walk right in.

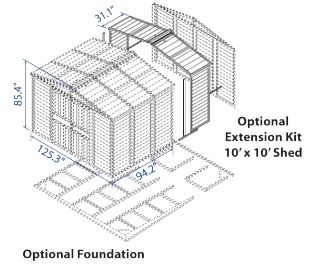
10.5' WoodBridge Vinyl Shed Series



Tools not included

WoodBridge

Item #	Description	Exterior Dimensions			Door Dimensions		
		Width	Depth	Height	Width	Height	Weight
00211	10.5' x 8' WoodBridge	126.6"	94.2"	85.4"	61.3"	71.7"	298 lbs
00411	10.5' x 10' WoodBridge	126.6"	125.3"	85.4"	61.3"	71.7"	386 lbs
00511	10.5' x 13' WoodBridge	126.6"	156.4"	85.4"	61.3"	71.7"	456.35 lbs



Optional Foundation

WoodBridge Optional Kits

Item #	Description	Width	Depth	Height	Weight
07200	10.5' x 8' Foundation Kit	126.6"	94.2"	2"	44 lbs
07800	10.5' x 10' Foundation Kit	126.6"	125.3"	2"	44 lbs
07900	10.5' x 13' Foundation Kit	126.6"	156.4"	2"	44 lbs
08211	10' Window Kit Series	29"	156.4"	23"	16 lbs

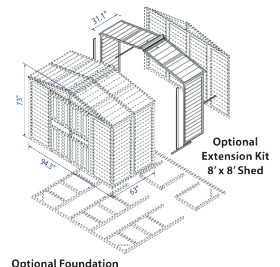
8' DuraMate Vinyl Shed Series



Tools not included

DuraMate

Item #	Description	Exterior Dimensions			Door Dimensions		
		Width	Depth	Height	Width	Height	Weight
00111	8' x 6' DuraMate	94.2"	63.1"	73"	61.7"	62.1"	207 lbs
00311	8' x 8' DuraMate	94.2"	94.2"	73"	61.7"	62.1"	264 lbs



Optional Foundation

DuraMate Optional Kits

Item #	Description	Width	Depth	Height	Weight
07100	8' x 6' WoodBridge	94.2"	63.1"	2"	33 lbs
07700	8' x 8' WoodBridge	94.2"	94.2"	2"	33 lbs
08111	8' Window Kit Series	29"	-"	16"	12 lbs

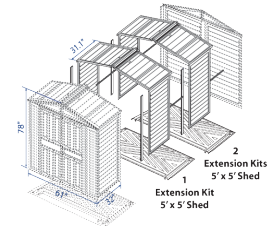
5' YardMate Vinyl Shed Series



Tools not included

YardMate

Item #	Description	Exterior Dimensions			Door Dimensions		
		Width	Depth	Height	Width	Height	Weight
00211	10' x 8' YardMate	63.1"	32"	78"	52.8"	71.7"	122 lbs
00411	10' x 10' YardMate	63.1"	63.1"	78"	52.8"	71.7"	211 lbs
00511	10' x 13' YardMate	63.1"	94.2"	78"	52.8"	71.7"	300 lbs



Molded Floor Included
(All YardSaver sheds include a molded floor)

YardMate Optional Kits

Item #	Description	Width	Depth	Height	Weight
08111	5' Window Kit Series	29"	-	16"	12 lbs

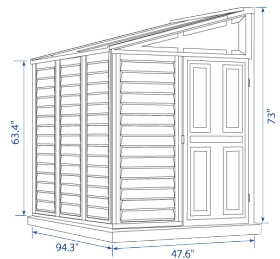
4' SideMate Vinyl Shed



Tools not included

SideMate

Item #	Description	Exterior Dimensions			Door Dimensions		
		Width	Depth	Height	Width	Height	Weight
06615	4' x 8' SideMate Reversible Door Foundation kit Included	47.6"	94.2"	73"	29.9"	62.1"	225 lbs



PACKAGING

The building is packaged in a heavy duty cardboard box with plastic shrink wrapped in a wood pallet. The packaging includes all components, hardware and an illustrated step-by-step instruction booklet.

ASSEMBLY MADE EASY

The assembly is simple, clean, safe and can be completed in four to five hours with two people. All parts are pre-cut, drilled and numbered for ease of assembly. All you need to provide is a level surface of either wood, or concrete, the size of the desired building. In addition you will need a power drill, hammer, measuring tape, pliers and a ladder.

Optional Kits



Foundation Kit Size varies to the type of shed